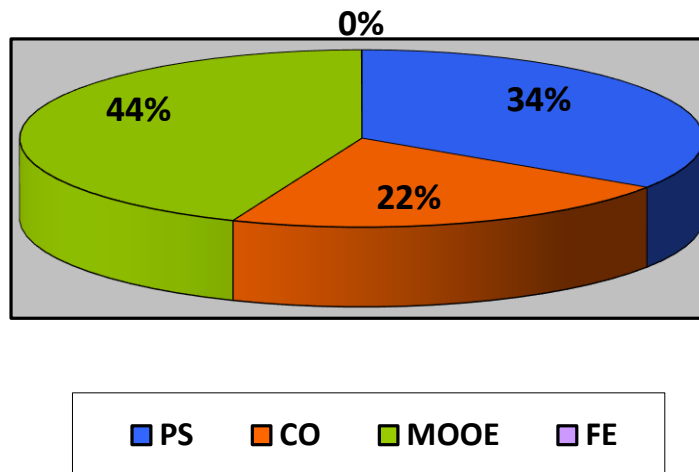




Republic of the Philippines
City of Bago
OFFICE OF THE CITY ACCOUNTANT

EXPENDITURES BY EXPENSE CLASS
For the period January 1 to December 31, 2017

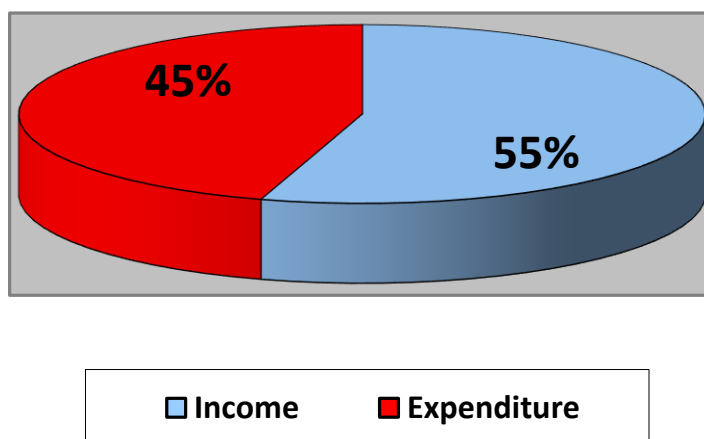


Expenditure Classification	Amount
Personal Services (PS)	305,318,199.49
Capital Outlay	193,845,305.98
Maintenance and Other Operating Expenses (MOOE)	389,893,010.27
Financial Expenses	164,453.37
	889,220,969.11



Republic of the Philippines
City of Bago
OFFICE OF THE CITY ACCOUNTANT

INCOME VS. EXPENDITURES
For the period January 1 to December 31, 2017

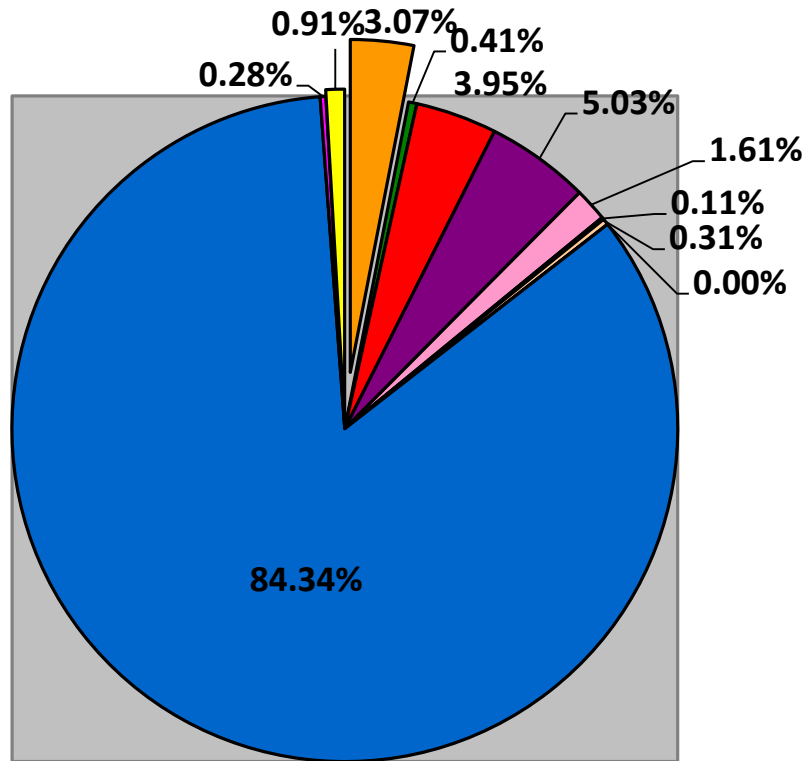


Classification	Amount
Income	841,337,668.74
Expenditures	695,188,126.31



Republic of the Philippines
 City of Bago
OFFICE OF THE CITY ACCOUNTANT

INCOME BY SOURCE
For the period January 1 to December 31, 2017



Income Classification	Amount
Local Taxes (LT)	25,669,233.95
Service Income (SI)	3,411,652.03
Real Property Tax (RPT)	33,048,805.38
Income from Economic Enterprise (IEE)	42,122,880.22
Income from Grants and Donations (IGD)	13,469,199.33
Other Fines and Penalties (OFP)	918,516.13
Interest Income (II)	2,553,749.84
Miscellaneous Income (MI)	4,211,728.04
Internal Revenue Allotment (IRA)	706,015,251.00
Share from National Wealth (SNW)	2,313,630.00
Permit and Licenses (PL)	7,603,022.82
	841,337,668.74