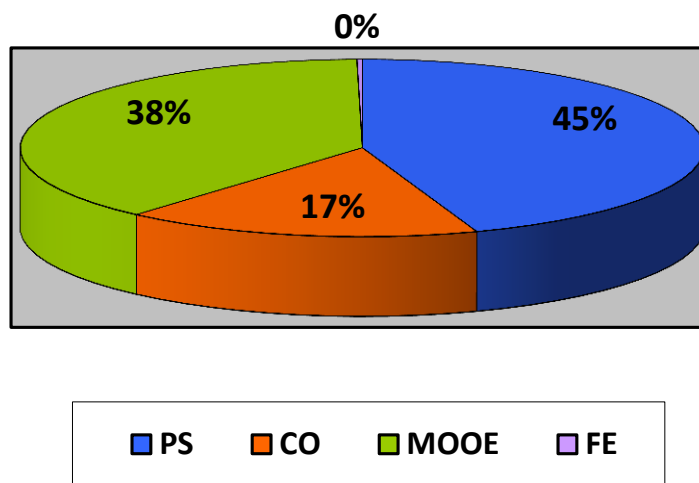




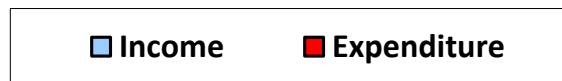
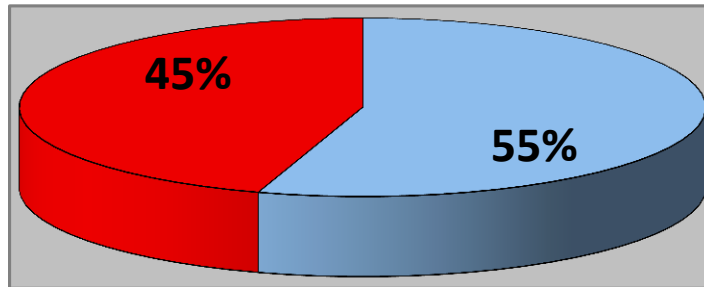
Republic of the Philippines
City of Bago
OFFICE OF THE CITY ACCOUNTANT

EXPENDITURES BY EXPENSE CLASS
For the period January 1 to December 31, 2014



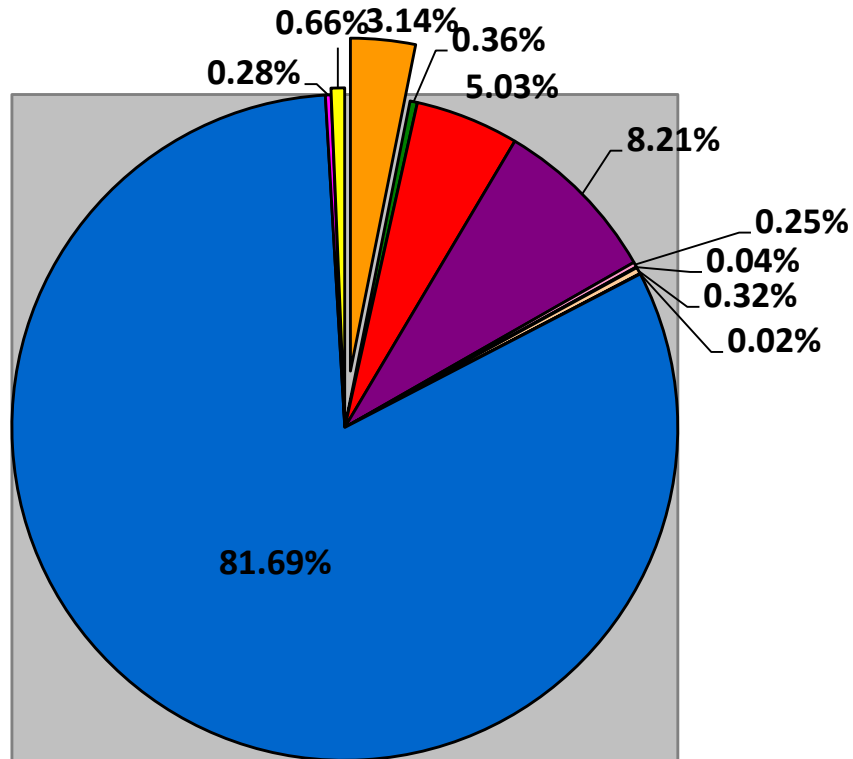
Expenditure Classification	Amount
Personal Services (PS)	273,284,275.48
Capital Outlay	103,386,948.36
Maintenance and Other Operating Expenses (MOOE)	234,779,440.99
Financial Expenses	1,582,003.20
	613,032,668.03

INCOME VS. EXPENDITURES
For the period January 1 to December 31, 2014
OFFICE OF THE CITY ACCOUNTANT



Classification	Amount
Income	620,597,473.17
Expenditures	509,645,719.67

INCOME BY SOURCE
For the period January 1 to December 31, 2014
OFFICE OF THE CITY ACCOUNTANT



■ LT
 ■ SI
 ■ RPT
 ■ IEE
 ■ IGD
 ■ OFP
 ■ II
 ■ MI
 ■ IRA
 ■ SNW
 ■ PL

Income Classification	Amount
Local Taxes (LT)	19,512,243.11
Service Income (SI)	2,213,502.64
Real Property Tax (RPT)	31,246,374.59
Income from Economic Enterprise (IEE)	50,999,499.57
Income from Grants and Donations (IGD)	1,554,895.00
Other Fines and Penalties (OFP)	230,785.07
Interest Income (II)	2,007,952.73
Miscellaneous Income (MI)	137,480.09
Internal Revenue Allotment (IRA)	507,298,557.00
Share from National Wealth (SNW)	1,708,893.00
Permit and Licenses (PL)	4,087,290.37
	620,997,473.17