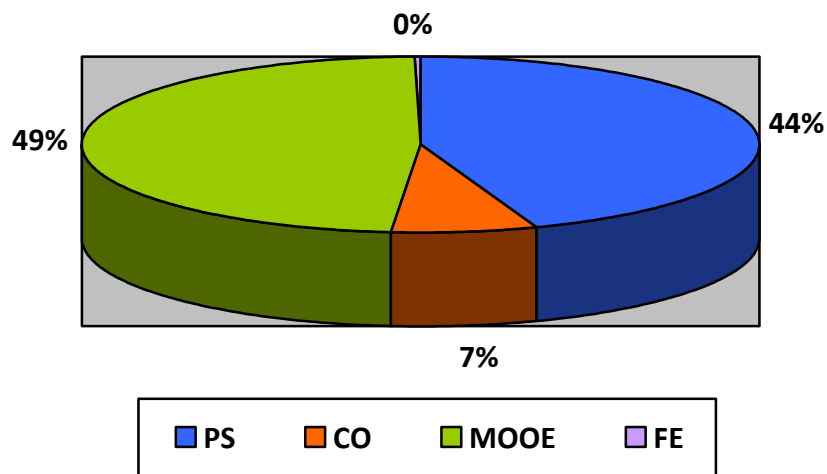




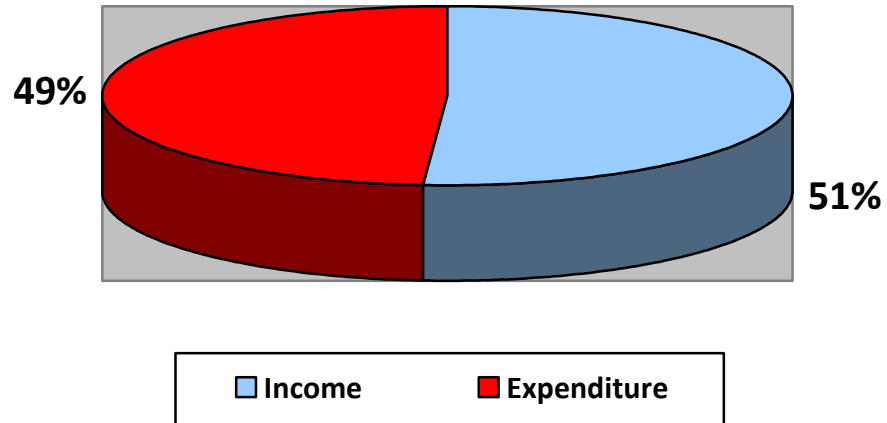
Republic of the Philippines
City of Bago
OFFICE OF THE CITY ACCOUNTANT

EXPENDITURES BY EXPENSE CLASS
For the period January 1 to December 31, 2013



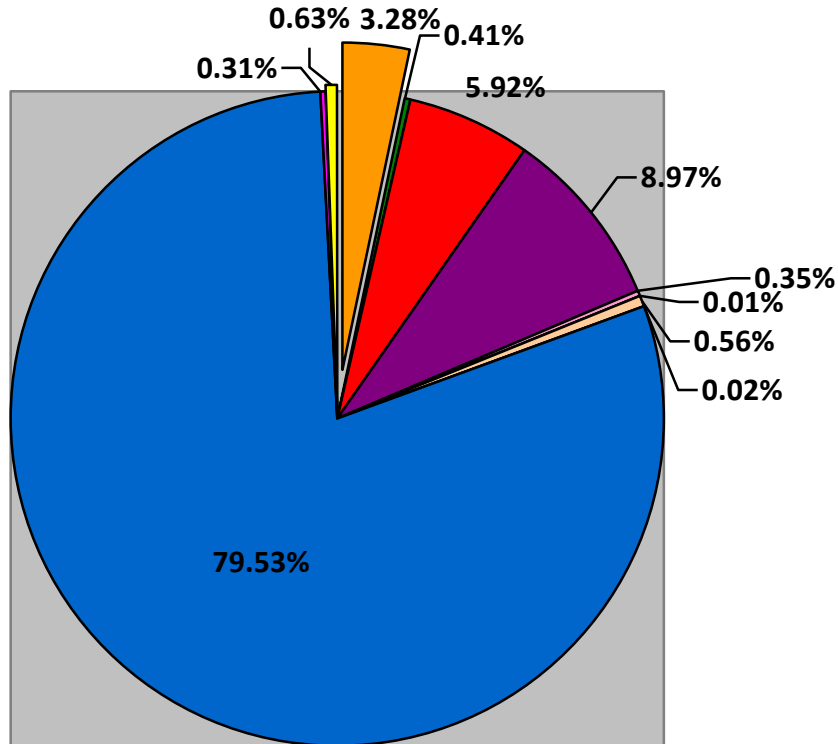
Expenditure Classification	Amount
Personal Services (PS)	261,774,248.72
Capital Outlay	41,008,628.63
Maintenance and Other Operating Expenses (MOOE)	285,896,505.07
Financial Expenses	1,343,643.96
	590,023,026.38

INCOME VS. EXPENDITURES
For the period January 1 to December 31, 2013



Classification	Amount
Income	573,956,959.97
Expenditures	549,014,397.75

INCOME BY SOURCE
For the period January 1 to December 31, 2013



■ LT
 ■ SI
 ■ RPT
 ■ IEE
 ■ IGD
 ■ OFP
 ■ II
 ■ MI
 ■ IRA
 ■ SNW
 ■ PL

Income Classification	Amount
Local Taxes (LT)	18,848,308.20
Service Income (SI)	2,341,174.64
Real Property Tax (RPT)	33,975,685.57
Income from Economic Enterprise (IEE)	51,464,198.10
Income from Grants and Donations (IGD)	2,032,390.00
Other Fines and Penalties (OFP)	84,599.40
Interest Income (II)	3,214,240.64
Miscellaneous Income (MI)	131,627.20
Internal Revenue Allotment (IRA)	456,450,076.00
Share from National Wealth (SNW)	1,778,144.01
Permit and Licenses (PL)	3,636,516.21
	573,956,959.97