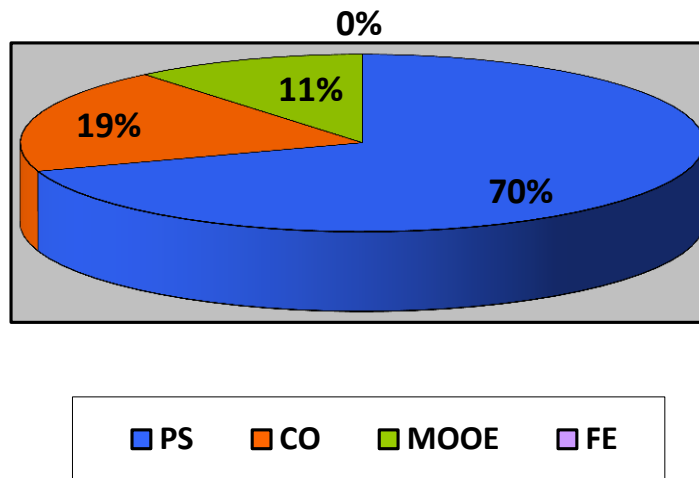




Republic of the Philippines
 City of Bago
OFFICE OF THE CITY ACCOUNTANT

EXPENDITURES BY EXPENSE CLASS
For the period January 1 to March 31, 2017

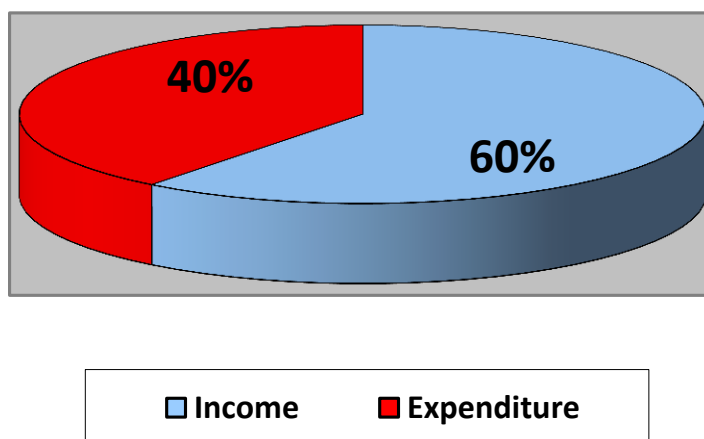


| Expenditure Classification | Amount |
|---|-----------------------|
| Personal Services (PS) | 58,945,024.35 |
| Capital Outlay | 16,240,271.48 |
| Maintenance and Other Operating Expenses (MOOE) | 92,843,305.48 |
| Financial Expenses | -0- |
| | 168,028,601.61 |



Republic of the Philippines
City of Bago
OFFICE OF THE CITY ACCOUNTANT

INCOME VS. EXPENDITURES
For the period January 1 to March 31, 2017

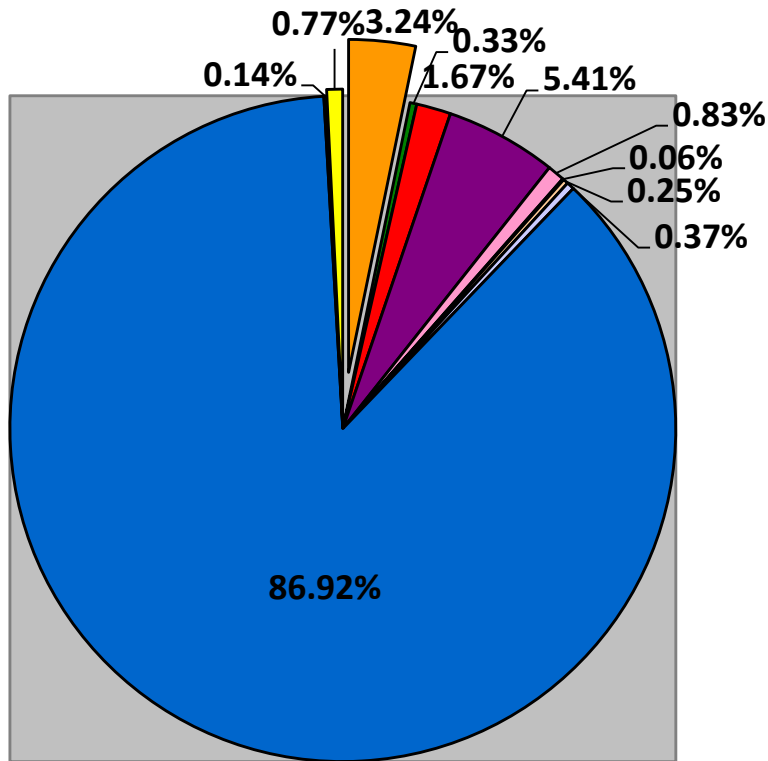


| Classification | Amount |
|----------------|----------------|
| Income | 232,433,115.43 |
| Expenditures | 151,788,329.83 |
| | |



Republic of the Philippines
 City of Bago
OFFICE OF THE CITY ACCOUNTANT

INCOME BY SOURCE
For the period January 1 to March 31, 2017



| Income Classification | Amount |
|--|-----------------------|
| Local Taxes (LT) | 11,606,760.90 |
| Service Income (SI) | 1,341,901.22 |
| Real Property Tax (RPT) | 26,008,897.24 |
| Income from Economic Enterprise (IEE) | 8,584,840.96 |
| Income from Grants and Donations (IGD) | 1,474,124.00 |
| Other Fines and Penalties (OFP) | 125,156.13 |
| Interest Income (II) | 402,153.35 |
| Miscellaneous Income (MI) | 957,922.75 |
| Internal Revenue Allotment (IRA) | 176,503,812.00 |
| Share from National Wealth (SNW) | 838,485.00 |
| Permit and Licenses (PL) | 4,589,061.88 |
| | 232,433,115.43 |