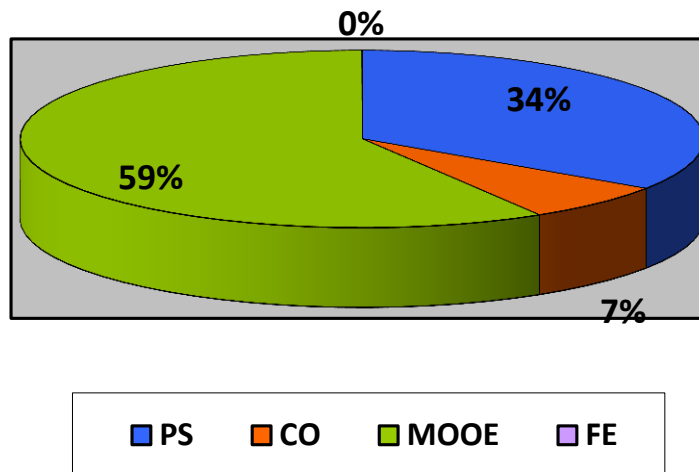




Republic of the Philippines
City of Bago
OFFICE OF THE CITY ACCOUNTANT

EXPENDITURES BY EXPENSE CLASS
For the period January 1 to March, 2016

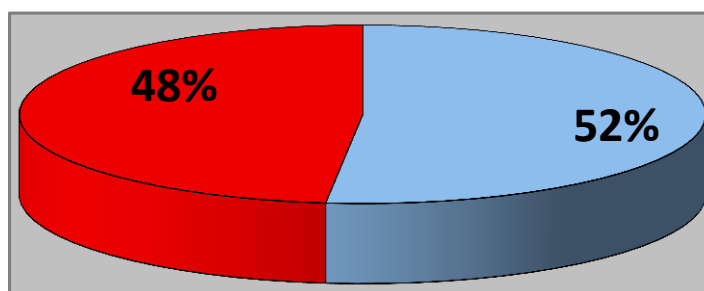


| Expenditure Classification | Amount |
|---|-----------------------|
| Personal Services (PS) | 64,480,304.16 |
| Capital Outlay | 12,938,086.74 |
| Maintenance and Other Operating Expenses (MOOE) | 109,773,983.33 |
| Financial Expenses | 37,329.12 |
| | 436,323,157.36 |



Republic of the Philippines
City of Bago
OFFICE OF THE CITY ACCOUNTANT

INCOME VS. EXPENDITURES
For the period January 1 to March, 2016

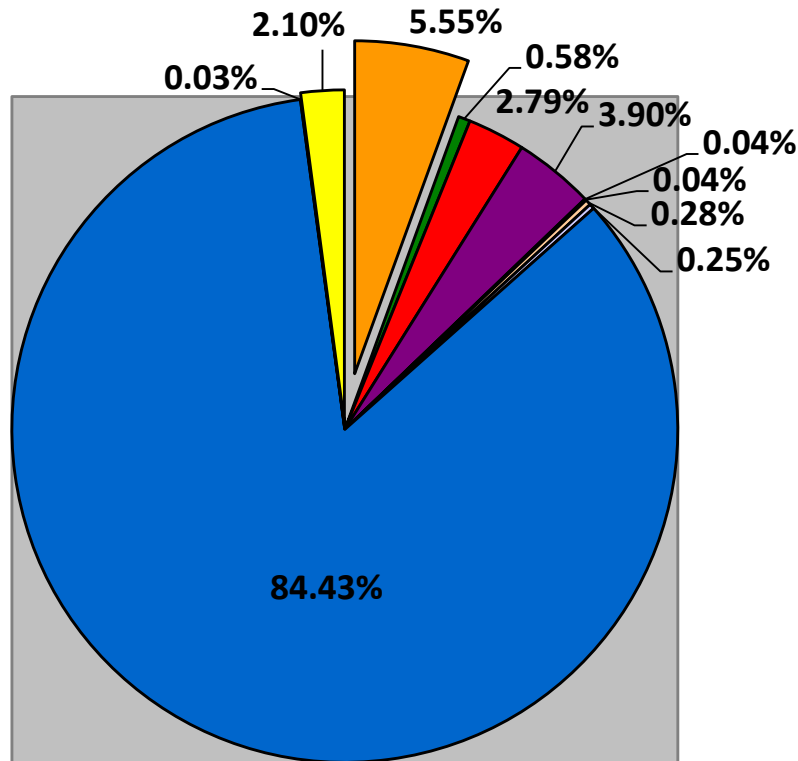


| Classification | Amount |
|----------------|----------------|
| Income | 186,747,366.77 |
| Expenditures | 174,291,616.61 |
| | |



Republic of the Philippines
 City of Bago
OFFICE OF THE CITY ACCOUNTANT

INCOME BY SOURCE
For the period January 1 to March, 2016



| Income Classification | Amount |
|--|-----------------------|
| Local Taxes (LT) | 10,368,627.70 |
| Service Income (SI) | 1,084,941.10 |
| Real Property Tax (RPT) | 5,209,237.21 |
| Income from Economic Enterprise (IEE) | 7,289,257.17 |
| Income from Grants and Donations (IGD) | 82,000.00 |
| Other Fines and Penalties (OFP) | 75,535.10 |
| Interest Income (II) | 517,244.04 |
| Miscellaneous Income (MI) | 462,372.16 |
| Internal Revenue Allotment (IRA) | 157,676,559.00 |
| Share from National Wealth (SNW) | 54,720.00 |
| Permit and Licenses (PL) | 3,926,873.29 |
| | 186,747,366.77 |