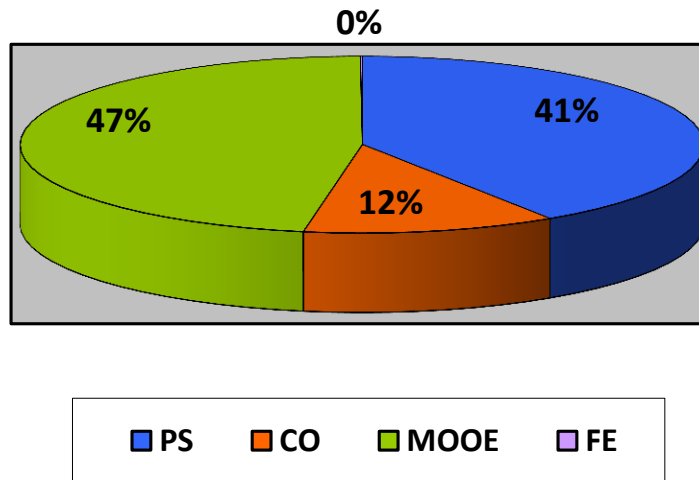




Republic of the Philippines  
City of Bago  
**OFFICE OF THE CITY ACCOUNTANT**

**EXPENDITURES BY EXPENSE CLASS**  
**For the period January 1 to September 30, 2015**

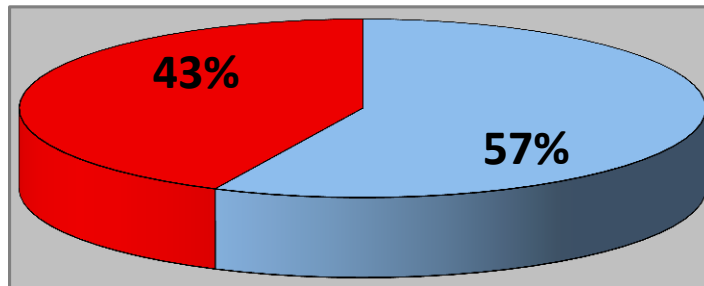


Expenditure Classification	Amount
Personal Services (PS)	177,865,649.52
Capital Outlay	52,315,848.92
Maintenance and Other Operating Expenses (MOOE)	205,710,610.22
Financial Expenses	431,048.70
	<b>436,323,157.36</b>



Republic of the Philippines  
City of Bago  
**OFFICE OF THE CITY ACCOUNTANT**

**INCOME VS. EXPENDITURES**  
**For the period January 1 to September 30, 2015**



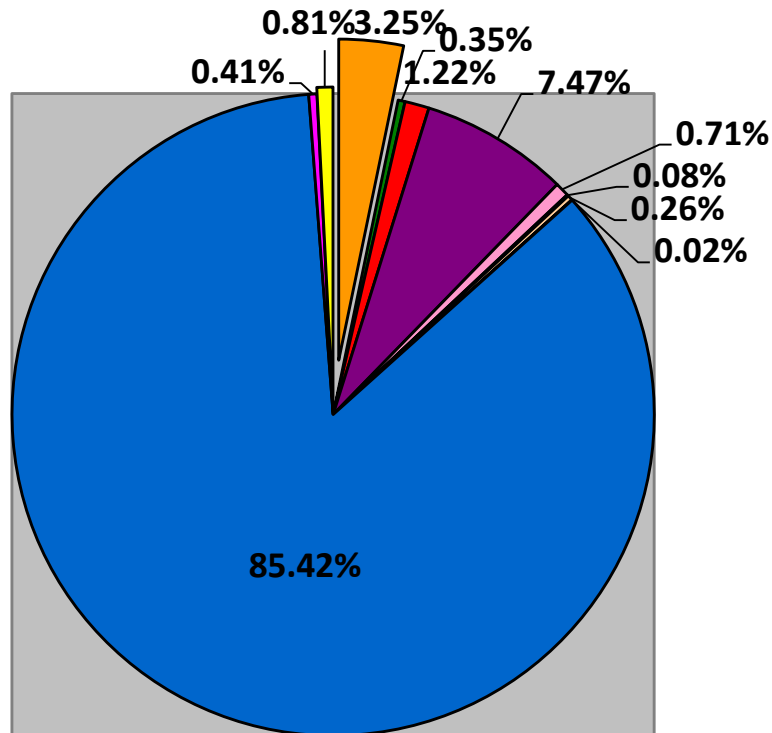
Income Expenditure

Classification	Amount
Income	510,088,789.68
Expenditures	384,007,308.44



Republic of the Philippines  
 City of Bago  
**OFFICE OF THE CITY ACCOUNTANT**

**INCOME BY SOURCE**  
**For the period January 1 to September 30, 2015**



■ LT ■ SI ■ RPT ■ IEE ■ IGD ■ OFP ■ II ■ MI ■ IRA ■ SNW ■ PL

Income Classification	Amount
Local Taxes (LT)	16,552,564.05
Service Income (SI)	1,800,245.65
Real Property Tax (RPT)	6,247,538.95
Income from Economic Enterprise (IEE)	38,082,011.02
Income from Grants and Donations (IGD)	3,640,345.00
Other Fines and Penalties (OFP)	392,484.35
Interest Income (II)	1,322,996.20
Miscellaneous Income (MI)	120,248.13
Internal Revenue Allotment (IRA)	435,733,640.00
Share from National Wealth (SNW)	2,085,524.00
Permit and Licenses (PL)	4,111,192.33