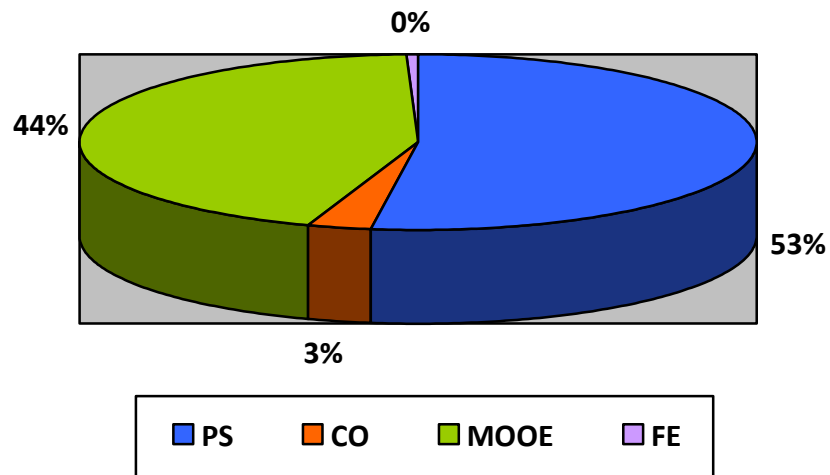




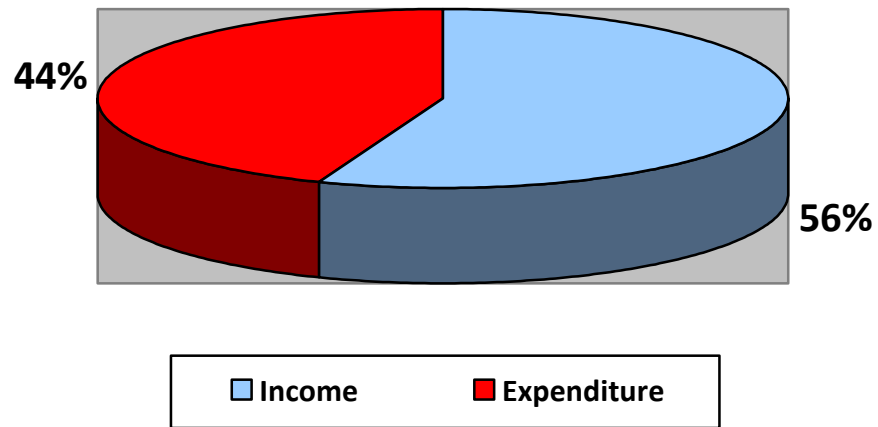
Republic of the Philippines  
 City of Bago  
**OFFICE OF THE CITY ACCOUNTANT**

**EXPENDITURES BY EXPENSE CLASS**  
**For the period January 1 to June 30, 2014**



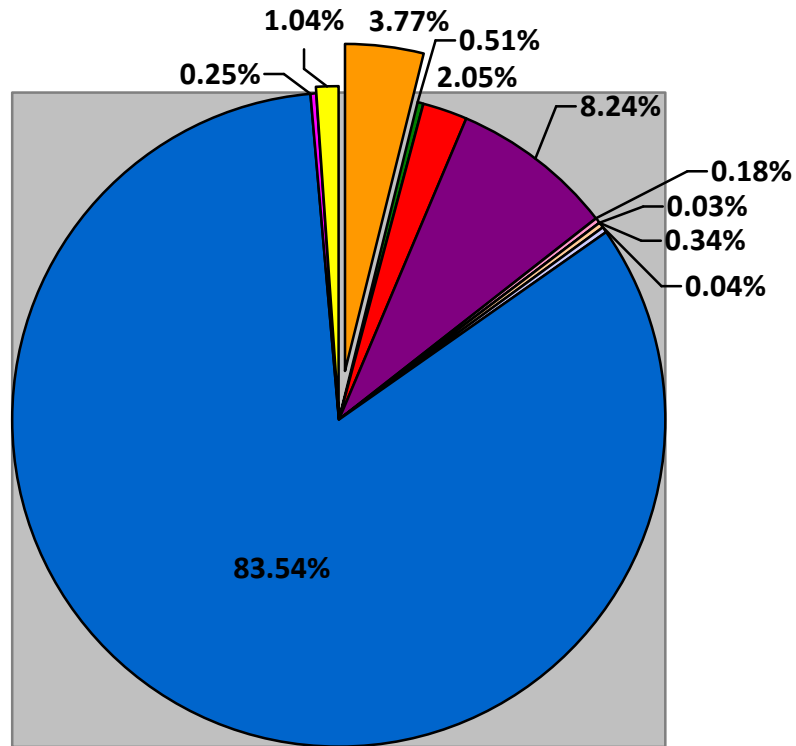
Expenditure Classification	Amount
Personal Services (PS)	127,595,881.01
Capital Outlay	7,239,530.75
Maintenance and Other Operating Expenses (MOOE)	108,576,436.32
Financial Expenses	1,024,447.16
	<b>244,436,295.24</b>

**INCOME VS. EXPENDITURES**  
**For the period January 1 to June 30, 2014**



Classification	Amount
Income	301,273,462.16
Expenditures	237,196,764.49

**INCOME BY SOURCE**  
For the period January 1 to June 30, 2014



■ LT 
 ■ SI 
 ■ RPT 
 ■ IEE 
 ■ IGD 
 ■ OFP 
 ■ II 
 ■ MI 
 ■ IRA 
 ■ SNW 
 ■ PL

Income Classification	Amount
Local Taxes (LT)	11,359,085.27
Service Income (SI)	1,526,432.19
Real Property Tax (RPT)	6,181,533.55
Income from Economic Enterprise (IEE)	24,833,201.85
Income from Grants and Donations (IGD)	549,650.00
Other Fines and Penalties (OFP)	99,620.07
Interest Income (II)	1,026,750.96
Miscellaneous Income (MI)	105,890.09
Internal Revenue Allotment (IRA)	251,683,578.00
Share from National Wealth (SNW)	766,575.00
Permit and Licenses (PL)	3,141,145.18
	<b>301,273,462.16</b>

