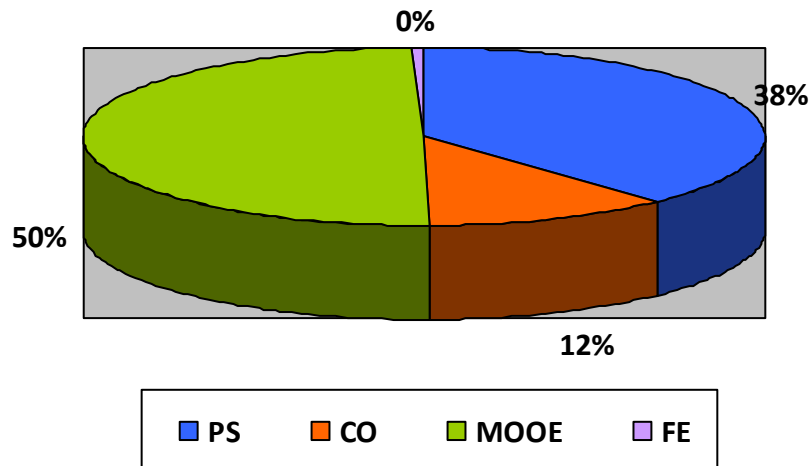




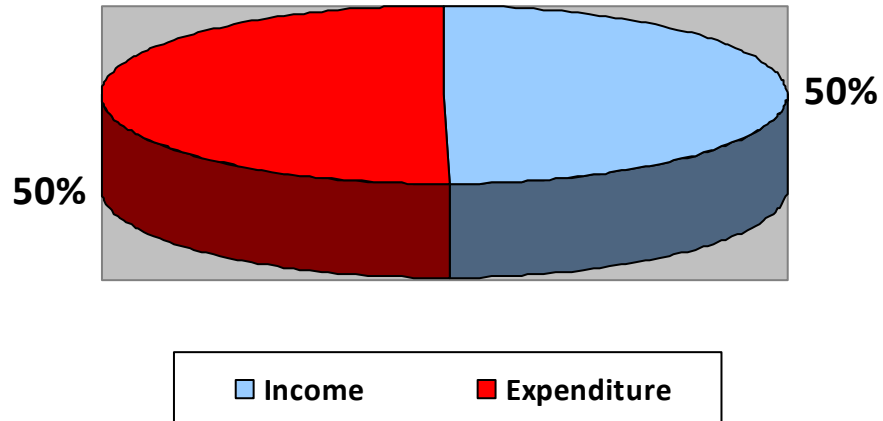
Republic of the Philippines
City of Bago
OFFICE OF THE CITY ACCOUNTANT

EXPENDITURES BY EXPENSE CLASS
For the period January 1 to June, 2013



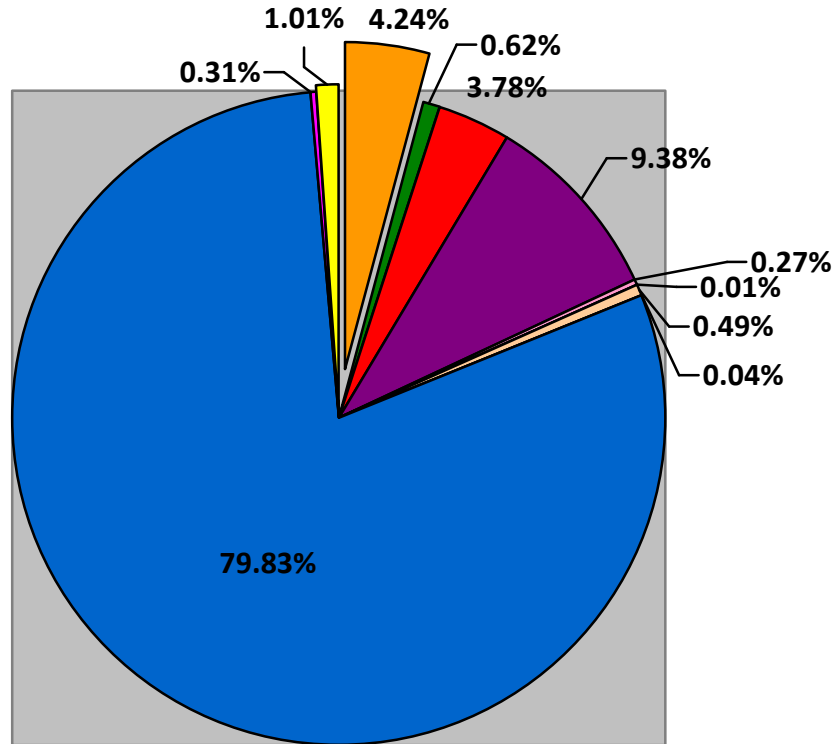
Expenditure Classification	Amount
Personal Services (PS)	121,842,938.92
Capital Outlay	37,610,929.62
Maintenance and Other Operating Expenses (MOOE)	160,077,993.01
Financial Expenses	1,343,443.96
	320,875,305.51

INCOME VS. EXPENDITURES
For the period January 1 to June, 2013



Classification	Amount
Income	279,798,584.20
Expenditures	283,264,375.89
	563,062,960.09

INCOME BY SOURCE
For the period January 1 to June, 2013



■ LT
 ■ SI
 ■ RPT
 ■ IEE
 ■ IGD
 ■ OFP
 ■ II
 ■ MI
 ■ IRA
 ■ SNW
 ■ PL

Income Classification	Amount
Local Taxes (LT)	11,877,297.54
Service Income (SI)	1,743,267.89
Real Property Tax (RPT)	10,579,693.34
Income from Economic Enterprise (IEE)	26,243,894.93
Income from Grants and Donations (IGD)	744,345.00
Other Fines and Penalties (OFP)	39,866.70
Interest Income (II)	1,383,715.77
Miscellaneous Income (MI)	122,876.44
Internal Revenue Allotment (IRA)	223,365,792.00
Share from National Wealth (SNW)	874,224.00
Permit and Licenses (PL)	2,823,610.59
	279,798,584.20