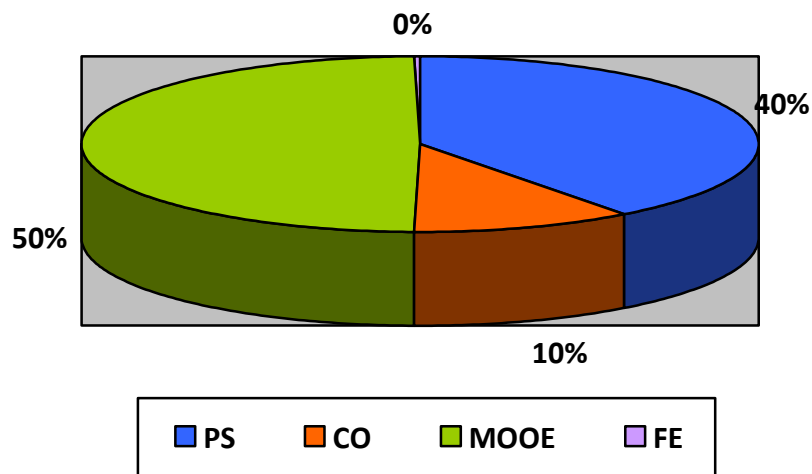




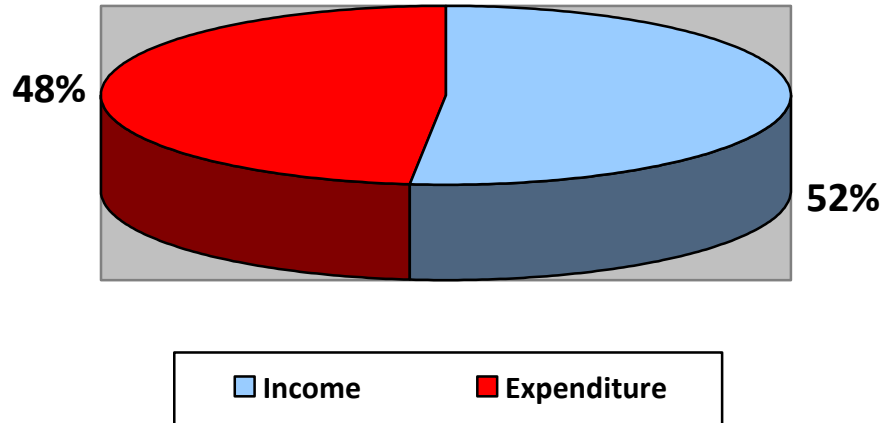
Republic of the Philippines
City of Bago
OFFICE OF THE CITY ACCOUNTANT

EXPENDITURES BY EXPENSE CLASS
For the period January 1 to September 30, 2013



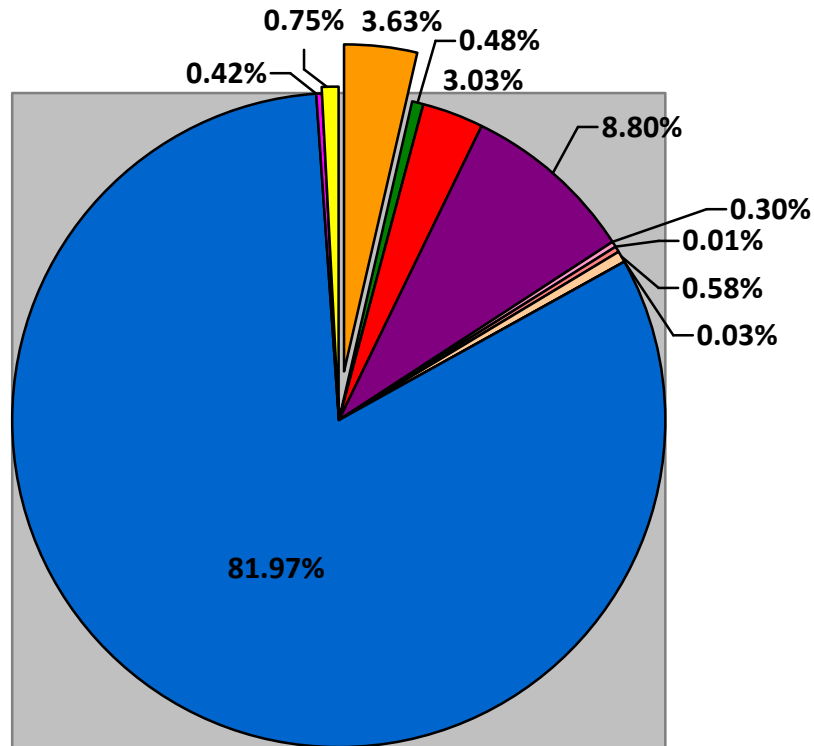
Expenditure Classification	Amount
Personal Services (PS)	174,028,228.84
Capital Outlay	45,325,519.37
Maintenance and Other Operating Expenses (MOOE)	216,136,311.85
Financial Expenses	1,343,643.96
	436,833,704.02

INCOME VS. EXPENDITURES
For the period January 1 to September 30, 2013



Classification	Amount
Income	420,592,132.60
Expenditures	391,508,184.65
	812,100,317.25

INCOME BY SOURCE
For the period January 1 to September 30, 2013



■ LT
 ■ SI
 ■ RPT
 ■ IEE
 ■ IGD
 ■ OFP
 ■ II
 ■ MI
 ■ IRA
 ■ SNW
 ■ PL

Income Classification	Amount
Local Taxes (LT)	15,249,406.61
Service Income (SI)	2,032,331.64
Real Property Tax (RPT)	12,733,113.80
Income from Economic Enterprise (IEE)	37,003,231.48
Income from Grants and Donations (IGD)	1,271,115.00
Other Fines and Penalties (OFP)	59,066.70
Interest Income (II)	2,422,666.67
Miscellaneous Income (MI)	125,904.59
Internal Revenue Allotment (IRA)	344,767,179
Share from National Wealth (SNW)	1,778,144.01
Permit and Licenses (PL)	3,149,973.10
	420,592,132.60