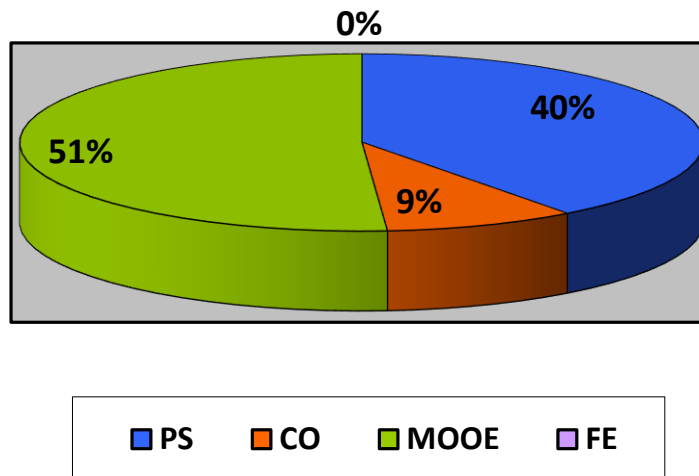




Republic of the Philippines  
 City of Bago  
**OFFICE OF THE CITY ACCOUNTANT**

**EXPENDITURES BY EXPENSE CLASS**  
**For the period January 1 to June 30, 2017**

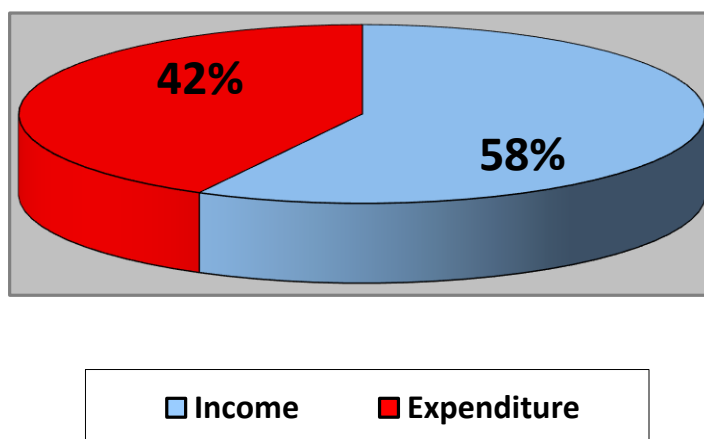


Expenditure Classification	Amount
Personal Services (PS)	138,141,295.85
Capital Outlay	31,389,368.16
Maintenance and Other Operating Expenses (MOOE)	177,761,190.41
Financial Expenses	-
	<b>347,291,854.42</b>



Republic of the Philippines  
City of Bago  
**OFFICE OF THE CITY ACCOUNTANT**

**INCOME VS. EXPENDITURES**  
**For the period January 1 to June 30, 2017**

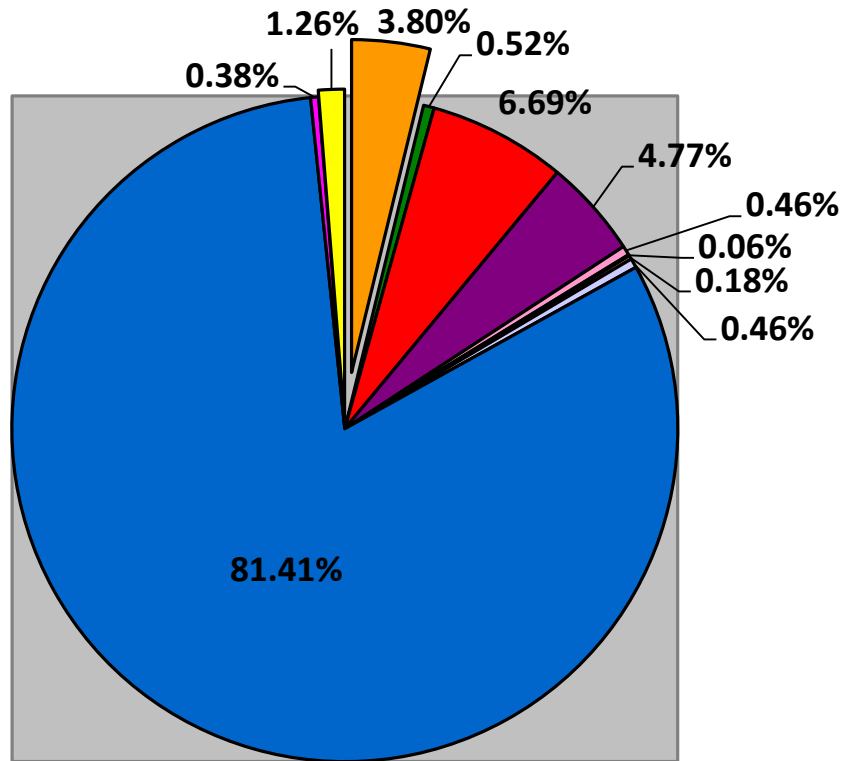


Classification	Amount
Income	433,595,031.52
Expenditures	315,902,486.26



Republic of the Philippines  
 City of Bago  
**OFFICE OF THE CITY ACCOUNTANT**

**INCOME BY SOURCE**  
**For the period January 1 to June 30, 2017**



Income Classification	Amount
Local Taxes (LT)	16,487,551.68
Service Income (SI)	2,269,450.09
Real Property Tax (RPT)	29,014,696.05
Income from Economic Enterprise (IEE)	20,672,021.93
Income from Grants and Donations (IGD)	2,000,688.00
Other Fines and Penalties (OFP)	277,011.13
Interest Income (II)	768,124.97
Miscellaneous Income (MI)	1,974,631.94
Internal Revenue Allotment (IRA)	353,007,624.00
Share from National Wealth (SNW)	1,651,230.00
Permit and Licenses (PL)	5,472,001.73
	<b>433,595,031.52</b>